



# FIRESTOP UNDER CONTROL

**ON!Site services for  
building construction**



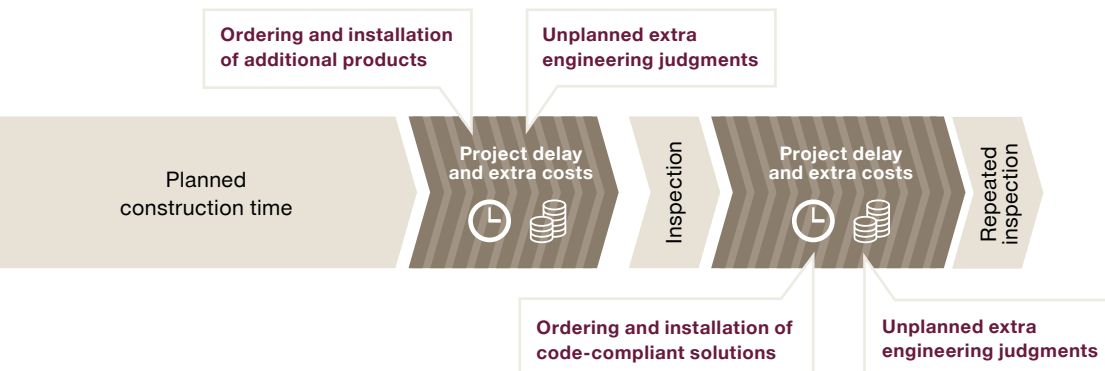
# MORE CONTROL OVER DESIGN AND BUDGET

Despite being a key part of any modern construction project, firestop is still treated as an afterthought. If too little planning time and budget have been allocated at the outset, project managers may be forced to request extra last-minute resources to correct an inadequate specification or even faulty installation – delays are practically unavoidable.



Our firestop ON!Site services assist you in achieving safe firestop planning and comprehensive documentation – for new buildings and renovation or maintenance of existing ones. This lets you know the costs for firestopping right from the beginning and helps to prepare you for a smooth inspection process at the end of the construction phase.

## TYPICAL FIRESTOP CHALLENGES IN BUILDING PROJECTS



## Firestop ON!Site services



SURVEY

**Get an accurate overview of design requirements and costs at an early stage.**

- Professional report of all firestop penetrations on site
- Code-compliant solutions
- Detailed overview on necessary products and approvals or engineering judgments

Result: correctly planned budget for products and engineering judgments, installation of appropriate products.



DOCUMENTATION

**Get a professional report for a smoother inspection process.**

- Installation improvement recommendations according to a methodical check-list
- Exact as-built documentation of Hilti firestop solutions

Result: simplified third-party inspection, project handover on time.

# NO SURPRISES /



## SURVEY

When it comes to firestopping in construction projects, choosing the right products is not easy. Many different parameters must be taken into account. Additionally, some complex applications require engineering judgments, leading to further unplanned expenses and delays. An accurate overview of solutions and costs at an early project stage is key to avoiding unpleasant surprises.



## KNOW YOUR COSTS

The ON!Site Survey service equips you to allocate the right firestop budget at an early stage. You know the exact quantity and types of products to use – including the amount of engineering judgments. This minimizes the risk of exceeding the budget due to insufficient firestop planning or required re-adjustments of installed products. Consultants and building owners can have more confidence right from the beginning.



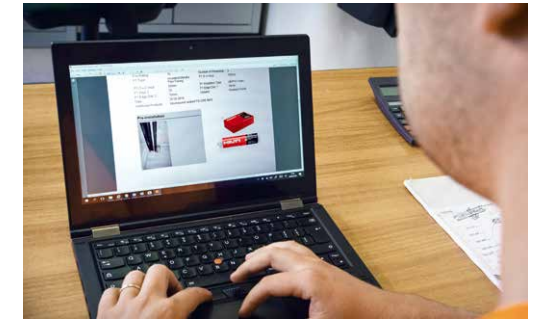
### 1 Detailed on-site survey

First you send us a plan of fire-rated floors and walls, then our ON!Site Service experts walk through the jobsite with you and document all firestop penetrations, joints and gaps on site. They take pictures and record data like opening sizes, fire ratings, material and dimensions of penetrants.



### 2 Support from specialized engineers

Our fire experts find the appropriate and code-compliant firestop solutions for all installations to be made – and they identify the related approvals (e.g. ETA or UL listing) or required engineering judgments.



### 3 In control of the situation

You receive an accurate cost estimation for the proposed solutions. The report includes several application details like required engineering judgments or approvals, product pictures and a visual identification of the recommended solutions on the floor plan.



# TRANSPARENT AND TRACEABLE



## DOCUMENTATION

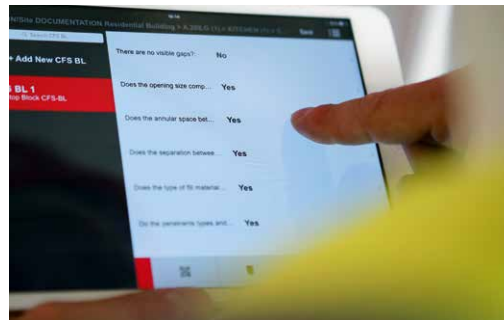
**Inappropriate installation can lead to failed inspections. This can be costly and delay project handover. Arranging for a Hilti expert to document all Hilti firestop solutions prior to the building inspection is key to simplify the process – and gives firestop consultants, planners and building owners confidence that initial design requirements have been met.**



## ON TIME, ON BUDGET

Our ON!Site Documentation service provides a professional report and improvement recommendations. This optimally prepares you for the third-party firestop inspection and helps handing over the project without delay and staying within the planned budget.

Deviations from the firestop installations originally planned in the design phase are documented in the floor plan. With this, building owners and project managers know which products are installed in the building – even when concealed, e.g. behind the ceilings.



### 1 Documented in detail

Our experts walk through the jobsite, examine the installed Hilti solutions and document the real situation on site. A detailed floor plan – e.g. from the survey conducted earlier – acts as sound basis for documentation.



### 2 Ready for inspection

You receive a detailed report that includes all firestop installations with pictures and visual identification on the floor plan for later reference. This helps consultants to prepare for the third-party inspection. In addition, we provide installation improvement

recommendations based on visual observations without destructive testing during our jobsite visit using a methodical check-list. This allows you to address the raised improvement suggestions before the official inspection.

# EFFICIENT AND SAFER

Lack of understanding of passive firestop systems, incorrect product selection and faulty installation can put lives and assets at risk and reduce productivity. Our practice-oriented fire protection training will teach you how to efficiently install firestop solutions and avoid common errors.



Our modular firestop training for installers is a full-day course, combining theory and practical hands-on learning. It is targeted at construction supervisors, construction managers, foremen and quality managers. At the end of the training session you'll be awarded an official Hilti certificate that testifies to the fact that you've been trained by a top firestop manufacturer.



## CONSIDER CURRENT REGULATIONS

Get peace of mind: With over 25 years of firestop experience, our experts teach you the basics of firestopping and give you an overview of current fire safety regulations and approvals.



## GET TO KNOW SPECIFIC BENEFITS

Increase productivity: Knowing the specific advantages of the main products across the broad Hilti firestop range helps you to install solutions efficiently during the construction process.



## INSTALL PRODUCTS COMPLIANT TO CODES

Reduce risks: In practical hands-on sessions, our experts show you how to safely install firestop solutions for specific applications.



Watch the training video



# QUICKLY INSTALLED AND INSPECTED

Our innovative firestop products work in synergy to build an effective barrier against the passage of flames, smoke and deadly gases. Our flexible solutions and preformed products not only support simpler and faster installation; their inventive technology helps speeding up retrofitting and inspection as well.



## FIRESTOP BLOCK

Firestop blocks seal cables, cable bundles, cable trays and pipes in medium to large wall and floor openings through concrete, CMU and gypsum. The non-curing and re-usable solution is designed for high-productivity installation by a single person without special tools and easy re-penetration of retrofitted cables.



## FIRESTOP SPEED SLEEVE

The speed sleeve is a cable pathway device that allows for frequent re-penetration and can adapt to different base materials: concrete, masonry, gypsum and wood. It can be fully filled with cables and conduits in round or rectangular openings with a gangplate. It is easy to install and inspect, fully functional immediately after installation.



## FIRESTOP BOARD

The firestop board allows permanent firestopping of blank openings, cables, cable trays, as well as combustible and non-combustible pipes in medium to large wall and floor openings. It is pre-coated for immediate use without cracking or delamination during cutting. The smoke-tight solution comes with a broad range of approvals.



## INTUMESCENT SEALANT

FS-ONE MAX is a high-performance firestop sealant for a variety of common penetrations through concrete, masonry and drywalls. The water-based solution is cost-effective, easy-to-use and paintable.

**!** Visit our website to see our entire firestop product range.



Hilti Aktiengesellschaft  
9494 Schaan, Liechtenstein  
P +423-234 2965

[www.facebook.com/hiltigroup](https://www.facebook.com/hiltigroup)  
[www.hilti.group](http://www.hilti.group)